

Daymar Disclosures - Information Page

Final regulations published in the Federal Register by the U.S. Department of Education require institutions that participate in the student financial assistance programs authorized under Title IV of the Higher Education Act to report certain information about students who enrolled in Title IV eligible programs that lead to gainful employment in a recognized occupation. In compliance with federal regulations Daymar is providing the following gainful employment information for its program offerings in the following pages: on-time completion rate, graduation rate, employment rate, tuition and fees, median loan debt incurred by students; and O*Net occupational profiles. This document is set up in three parts, the information pages, the program information pages, and the Statistics in Perspective pages. Please make sure to review the entire document for all disclosure information.

OPEID: In the following pages you will find information grouped by campus location(s) that share the same OPEID number. An OPEID number is the identification number issued by the U.S. Department of Education's Office of Postsecondary Education to identify schools that have a Program Participation Agreement so that its students are eligible to participate in Federal Student Financial Assistance programs under Title IV regulations.

CIP: The Classification of Instructional Programs (CIP) is a coding scheme for postsecondary instructional programs of study that facilitates the organization, collection, and reporting of program data. In the following pages you will find information also arranged by CIP code for the multiple campus locations contained in the listed OPEID group.

O*NET: The Occupational Information Network provides occupational information for the Nation that describes basic job requirements, worker attributes and work content. The CIP Code link to the corresponding O*NET information has been included as required, as a reference point. Because multiple programs can be classified under one CIP code and linked to occupations as classified on the O*NET site it is not accurate to assume that the specific program prepares students for all listed occupations and typically should not be relied upon as a representation or promise of future employment.

NOTICE: The data provided is historical data about the students who have graduated and/or obtained employment in their field or a related field after completing the program. Because of the classification and combination of data as categorized by an OPEID and CIP code the data does not necessarily reflect specific program and credential information for a specific campus and should not be relied on as a representation or promise of future outcomes or employability. Employment is determined by multiple factors outside the control of the school. Daymar does not guarantee completion, employment or salary for any of its programs. The calculation of median debt includes debt incurred by students who pursued multiple programs with our institutions and may not be limited to the program listed. Therefore, the debt amount listed may exceed the specific program's debt and costs. Programs with fewer than 10 students will not list completion or debt.

ON-TIME COMPLETION RATE: This rate reflects the percent of graduate completing their program within 100% of the normal time frame as defined by the U.S. Department of Education.

PLACEMENT RATES: The placement rates provided in the following pages on the Statistics in Perspective documents have been calculated by school, by program, as indicated for the Accrediting Council for Independent Colleges and Schools - Campus Accountability Report and the Tennessee schools forms also include rates derived from the calculation method as provided by the Tennessee Higher Education Commission (THEC). Rates and dates may differ based on regulatory body requirements. The school does not guarantee graduation, employment or salary. The calculation methodology is included below.

Accrediting Council for Independent Colleges and Schools (ACICS)

ACICS is a national accrediting agency recognized by the United States Department of Education. The reporting period here is July 1 – June 30. Reported employment was obtained by September 15.

Employment Rate Calculation:

$(PF+PR)/(G-U)$ where PF= Placed in Field – meaning the full-time, part-time or temporary position requires a direct use of the skills taught in the program, PR=Placed in Related Field – meaning the position requires an indirect use of the skills taught in the program, G=Graduates* and Completers**, U=Unavailable for Work – meaning graduates who are unavailable for employment because of pregnancy, death, or other health related situations, military service, continuing education, as well as students who are not eligible for employment in the US because of visa restrictions. Spouses and dependents of military personnel who have moved due to military transfer orders are included.

* Graduates have achieved all of the following: 1) CGPA of 2.0 or higher, 2) successfully passed all course requirements, 3) attained required competencies or speed levels in all courses, 4) met all clinical, internship/externship requirements, 5) satisfied all other academic requirements for graduation, 6) satisfied all non-academic requirements for graduation such as payment of tuition and fees, return of books, etc., 7) received the appropriate credential, and 8) ceased enrollment in the program at the school.

** A completer is a student who is no longer enrolled in the institution and who has either completed the time allowed or attempted the maximum allowable credits for the program but did not accomplish one of the following graduation requirements: 1) Achieve a CGPA of at least 2.0; 2) Attain the required competencies; 3) Satisfy non-academic requirements (e.g., outstanding financial obligations).

State of Tennessee

The State of Tennessee requires that institutions disclose the Placement Rates and other information in a report to the Tennessee Higher Education Commission (THEC). The reporting period is July 1 – June 30. The calculation is:

Number of employed graduates

Divided by/

Number of “placeable” graduates (Total Graduates – “Special Circumstance Non-Placement” + Placed Withdrawals)

DAYMAR

Campus Disclosures

For the Reporting Period July 1, 2010 – June 30, 2011

Campus Disclosures - Albany, Bellevue, Louisville, Madisonville, On-line, Owensboro, Rockport, Scottsville
Program Information:

Program	Billing and Coding Specialist
Classification of Instructional Program Code	51.0713
On-time Completion Rate	83%
Median Debt incurred by students:	
Title IV Loans	\$ 11,348
Private Loans	0
School Financing	0

CIP Code	O*NET Link	SOC Code	Standard Occupational Classification ("SOC") Description
51.0713	http://www.onetonline.org/crosswalk/CIP?s=51.0713		Medical Insurance Coding Specialist/Coder
		29-2071.00	Medical Records and Health Information Technicians
		31-9092.00	Medical Assistants

The occupations listed here are those associated with the CIP code and Occupational Information Network (O*NET) database. The specific program does not necessarily prepare students for all listed occupations. This information is not intended to be relied upon as a representation or promise of future employability but only for informational purposes. The school does not guarantee program completion, employment or salary. See additional information supplement – Statistics in Perspective – for more information. The median debt amount may include debt incurred by students who pursued multiple programs and is not necessarily limited to the program listed.

DAYMAR

Campus Disclosures

For the Reporting Period July 1, 2010 – June 30, 2011

Campus Disclosures - Bowling Green, Clarksville, Clinton, Murfreesboro, Nashville, and Russellville

Program Information:

Program	Billing and Coding Specialist
Classification of Instructional Program Code	51.0713
On-time Completion Rate	78%
Median Debt incurred by students:	
Title IV Loans	\$ 13,709
Private Loans	0
School Financing	0

CIP Code	O*NET Link	SOC Code	Standard Occupational Classification ("SOC") Description
51.0713	http://www.onetonline.org/crosswalk/CIP?s=51.0713		Medical Insurance Coding Specialist/Coder
		29-2071.00	Medical Records and Health Information Technicians
		31-9092.00	Medical Assistants

The occupations listed here are those associated with the CIP code and Occupational Information Network (O*NET) database. The specific program does not necessarily prepare students for all listed occupations. This information is not intended to be relied upon as a representation or promise of future employability but only for informational purposes. The school does not guarantee program completion, employment or salary. See additional information supplement – Statistics in Perspective – for more information. The median debt amount may include debt incurred by students who pursued multiple programs and is not necessarily limited to the program listed.

DAYMAR

Campus Disclosures

For the Reporting Period July 1, 2010 – June 30, 2011

Campus Disclosures - Chillicothe, Jackson, Lancaster, New Boston

Program Information:

Program	Billing and Coding Specialist
Classification of Instructional Program Code	51.0713
On-time Completion Rate	NA
Median Debt incurred by students:	
Title IV Loans	NA
Private Loans	NA
School Financing	NA

CIP Code	O*NET Link	SOC Code	Standard Occupational Classification ("SOC") Description
51.0713	http://www.onetonline.org/crosswalk/CIP?s=51.0713		Medical Insurance Coding Specialist/Coder
		29-2071.00	Medical Records and Health Information Technicians
		31-9092.00	Medical Assistants

The occupations listed here are those associated with the CIP code and Occupational Information Network (O*NET) database. The specific program does not necessarily prepare students for all listed occupations. This information is not intended to be relied upon as a representation or promise of future employability but only for informational purposes. The school does not guarantee program completion, employment or salary. See additional information supplement – Statistics in Perspective – for more information. The median debt amount may include debt incurred by students who pursued multiple programs and is not necessarily limited to the program listed.

DAYMAR

Campus Disclosures

For the Reporting Period July 1, 2010 – June 30, 2011

Campus Disclosures - Paducah, KY

Program Information:

Program	Billing and Coding Specialist
Classification of Instructional Program Code	51.0713
On-time Completion Rate	83%
Median Debt incurred by students:	
Title IV Loans	\$ 4,294
Private Loans	0
School Financing	0

CIP Code	O*NET Link	SOC Code	Standard Occupational Classification ("SOC") Description
51.0713	http://www.onetonline.org/crosswalk/CIP?s=51.0713		Medical Insurance Coding Specialist/Coder
		29-2071.00	Medical Records and Health Information Technicians
		31-9092.00	Medical Assistants

The occupations listed here are those associated with the CIP code and Occupational Information Network (O*NET) database. The specific program does not necessarily prepare students for all listed occupations. This information is not intended to be relied upon as a representation or promise of future employability but only for informational purposes. The school does not guarantee program completion, employment or salary. See additional information supplement – Statistics in Perspective – for more information. The median debt amount may include debt incurred by students who pursued multiple programs and is not necessarily limited to the program listed.

DAYMAR

Campus Disclosures

For the Reporting Period July 1, 2010 – June 30, 2011

Campus Disclosures - Albany, Bellevue, Louisville, Madisonville, On-line, Owensboro, Rockport, Scottsville

Program Information:

Program	Billing and Coding Specialist
Credential Level	Diploma
On-time Completion Rate	78%
Median Debt incurred by students:	Title IV Loans \$13,395
	Private Loans 0
	School Financing 334

CIP Code	O*NET Link	SOC Code	Standard Occupational Classification ("SOC") Description
51.0713	http://www.onetonline.org/crosswalk/CIP?s=51.0713		Medical Insurance Coding Specialist/Coder
		29-2071.00	Medical Records and Health Information Technicians
		31-9092.00	Medical Assistants

The occupations listed here are those associated with the CIP code and Occupational Information Network (O*NET) database. The specific program does not necessarily prepare students for all listed occupations. This information is not intended to be relied upon as a representation or promise of future employability but only for informational purposes. The school does not guarantee program completion, employment or salary. See additional information supplement – Statistics in Perspective – for more information. The median debt amount may include debt incurred by students who pursued multiple programs and is not necessarily limited to the program listed.

DAYMAR

Campus Disclosures

For the Reporting Period July 1, 2010 – June 30, 2011

Campus Disclosures - Albany, Bellevue, Louisville, Madisonville, On-line, Owensboro, Rockport, Scottsville

Program Information:

Program	Billing and Coding Specialist
Credential Level	Associate
On-time Completion Rate	88%
Median Debt incurred by students:	
Title IV Loans	\$ 9,721
Private Loans	0
School Financing	0

CIP Code	O*NET Link	SOC Code	Standard Occupational Classification ("SOC") Description
51.0713	http://www.onetonline.org/crosswalk/CIP?s=51.0713		Medical Insurance Coding Specialist/Coder
		29-2071.00	Medical Records and Health Information Technicians
		31-9092.00	Medical Assistants

The occupations listed here are those associated with the CIP code and Occupational Information Network (O*NET) database. The specific program does not necessarily prepare students for all listed occupations. This information is not intended to be relied upon as a representation or promise of future employability but only for informational purposes. The school does not guarantee program completion, employment or salary. See additional information supplement – Statistics in Perspective – for more information. The median debt amount may include debt incurred by students who pursued multiple programs and is not necessarily limited to the program listed.

DAYMAR

Campus Disclosures

For the Reporting Period July 1, 2010 – June 30, 2011

Campus Disclosures - Bowling Green, Clarksville, Clinton, Murfreesboro, Nashville, and Russellville

Program Information:

Program	Billing and Coding Specialist
Credential Level	Diploma
On-time Completion Rate	63%
Median Debt incurred by students:	
Title IV Loans	\$ 16,300
Private Loans	0
School Financing	0

CIP Code	O*NET Link	SOC Code	Standard Occupational Classification ("SOC") Description
51.0713	http://www.onetonline.org/crosswalk/CIP?s=51.0713		Medical Insurance Coding Specialist/Coder
		29-2071.00	Medical Records and Health Information Technicians
		31-9092.00	Medical Assistants

The occupations listed here are those associated with the CIP code and Occupational Information Network (O*NET) database. The specific program does not necessarily prepare students for all listed occupations. This information is not intended to be relied upon as a representation or promise of future employability but only for informational purposes. The school does not guarantee program completion, employment or salary. See additional information supplement – Statistics in Perspective – for more information. The median debt amount may include debt incurred by students who pursued multiple programs and is not necessarily limited to the program listed.

DAYMAR

Campus Disclosures

For the Reporting Period July 1, 2010 – June 30, 2011

Campus Disclosures - Bowling Green, Clarksville, Clinton, Murfreesboro, Nashville, and Russellville

Program Information:

Program	Billing and Coding Specialist
Credential Level	Associate
On-time Completion Rate	84%
Median Debt incurred by students:	Title IV Loans \$ 13,227
	Private Loans 0
	School Financing 0

CIP Code	O*NET Link	SOC Code	Standard Occupational Classification ("SOC") Description
51.0713	http://www.onetonline.org/crosswalk/CIP?s=51.0713		Medical Insurance Coding Specialist/Coder
		29-2071.00	Medical Records and Health Information Technicians
		31-9092.00	Medical Assistants

The occupations listed here are those associated with the CIP code and Occupational Information Network (O*NET) database. The specific program does not necessarily prepare students for all listed occupations. This information is not intended to be relied upon as a representation or promise of future employability but only for informational purposes. The school does not guarantee program completion, employment or salary. See additional information supplement – Statistics in Perspective – for more information. The median debt amount may include debt incurred by students who pursued multiple programs and is not necessarily limited to the program listed.

DAYMAR

Campus Disclosures

For the Reporting Period July 1, 2010 – June 30, 2011

Campus Disclosures - Chillicothe, Jackson, Lancaster, New Boston

Program Information:

Program	Billing and Coding Specialist
Credential Level	Diploma
On-time Completion Rate	NA
Median Debt incurred by students:	Title IV Loans
	Private Loans
	School Financing
	NA
	NA
	NA

CIP Code	O*NET Link	SOC Code	Standard Occupational Classification ("SOC") Description
51.0713	http://www.onetonline.org/crosswalk/CIP?s=51.0713		Medical Insurance Coding Specialist/Coder
		29-2071.00	Medical Records and Health Information Technicians
		31-9092.00	Medical Assistants

The occupations listed here are those associated with the CIP code and Occupational Information Network (O*NET) database. The specific program does not necessarily prepare students for all listed occupations. This information is not intended to be relied upon as a representation or promise of future employability but only for informational purposes. The school does not guarantee program completion, employment or salary. See additional information supplement – Statistics in Perspective – for more information. The median debt amount may include debt incurred by students who pursued multiple programs and is not necessarily limited to the program listed.

DAYMAR

Campus Disclosures

For the Reporting Period July 1, 2010 – June 30, 2011

Campus Disclosures - Chillicothe, Jackson, Lancaster, New Boston

Program Information:

Program		Billing and Coding Specialist
Credential Level		Associate
On-time Completion Rate		NA
Median Debt incurred by students:	Title IV Loans	NA
	Private Loans	NA
	School Financing	NA

CIP Code	O*NET Link	SOC Code	Standard Occupational Classification ("SOC") Description
51.0713	http://www.onetonline.org/crosswalk/CIP?s=51.0713		Medical Insurance Coding Specialist/Coder
		29-2071.00	Medical Records and Health Information Technicians
		31-9092.00	Medical Assistants

The occupations listed here are those associated with the CIP code and Occupational Information Network (O*NET) database. The specific program does not necessarily prepare students for all listed occupations. This information is not intended to be relied upon as a representation or promise of future employability but only for informational purposes. The school does not guarantee program completion, employment or salary. See additional information supplement – Statistics in Perspective – for more information. The median debt amount may include debt incurred by students who pursued multiple programs and is not necessarily limited to the program listed.

DAYMAR

Campus Disclosures

For the Reporting Period July 1, 2010 – June 30, 2011

Campus Disclosures - Paducah, KY

Program Information:

Program	Billing and Coding Specialist
Credential Level	Diploma
On-time Completion Rate	NA
Median Debt incurred by students:	Title IV Loans
	Private Loans
	School Financing
	NA

CIP Code	O*NET Link	SOC Code	Standard Occupational Classification ("SOC") Description
51.0713	http://www.onetonline.org/crosswalk/CIP?s=51.0713		Medical Insurance Coding Specialist/Coder
		29-2071.00	Medical Records and Health Information Technicians
		31-9092.00	Medical Assistants

The occupations listed here are those associated with the CIP code and Occupational Information Network (O*NET) database. The specific program does not necessarily prepare students for all listed occupations. This information is not intended to be relied upon as a representation or promise of future employability but only for informational purposes. The school does not guarantee program completion, employment or salary. See additional information supplement – Statistics in Perspective – for more information. The median debt amount may include debt incurred by students who pursued multiple programs and is not necessarily limited to the program listed.

DAYMAR

Campus Disclosures

For the Reporting Period July 1, 2010 – June 30, 2011

Campus Disclosures - Paducah, KY

Program Information:

Program	Billing and Coding Specialist
Credential Level	Associate
On-time Completion Rate	83%
Median Debt incurred by students:	
Title IV Loans	\$ 4,294
Private Loans	0
School Financing	0

CIP Code	O*NET Link	SOC Code	Standard Occupational Classification ("SOC") Description
51.0713	http://www.onetonline.org/crosswalk/CIP?s=51.0713		Medical Insurance Coding Specialist/Coder
		29-2071.00	Medical Records and Health Information Technicians
		31-9092.00	Medical Assistants

The occupations listed here are those associated with the CIP code and Occupational Information Network (O*NET) database. The specific program does not necessarily prepare students for all listed occupations. This information is not intended to be relied upon as a representation or promise of future employability but only for informational purposes. The school does not guarantee program completion, employment or salary. See additional information supplement – Statistics in Perspective – for more information. The median debt amount may include debt incurred by students who pursued multiple programs and is not necessarily limited to the program listed.

DAYMAR

Campus Disclosures

For the Reporting Period July 1, 2010 – June 30, 2011


Campus Disclosures - Paducah, KY

Program Information:

Program	Billing and Coding Specialist
Credential Level	Bachelor
On-time Completion Rate	NA
Median Debt incurred by students:	Title IV Loans
	Private Loans
	School Financing
	NA
	NA
	NA

CIP Code	O*NET Link	SOC Code	Standard Occupational Classification ("SOC") Description
51.0713	http://www.onetonline.org/crosswalk/CIP?s=51.0713		Medical Insurance Coding Specialist/Coder
		29-2071.00	Medical Records and Health Information Technicians
		31-9092.00	Medical Assistants

The occupations listed here are those associated with the CIP code and Occupational Information Network (O*NET) database. The specific program does not necessarily prepare students for all listed occupations. This information is not intended to be relied upon as a representation or promise of future employability but only for informational purposes. The school does not guarantee program completion, employment or salary. See additional information supplement – Statistics in Perspective – for more information. The median debt amount may include debt incurred by students who pursued multiple programs and is not necessarily limited to the program listed.



STATISTICS IN PERSPECTIVE

A DISCLOSURE STATEMENT REGARDING TUITION, RETENTION AND PLACEMENT RATES

119 Fairfield Avenue, Bellevue, Kentucky 41073
(8

Billing and Coding Specialist Diploma	72	1 Year 6 Months				
Program Name	Credit Hours	Length of Program				
\$23,400	\$3,830	\$1,855	\$29,085			
Tuition Charges	+	Estimated Book Charges	+	Fee Charges	=	Total Charges for Program

The statements below meet all disclosure requirements for the reporting year ending June 30, 2011.

There have been no enrollments or graduates in this program; therefore, there is no retention rate or placement rate to report.

Retention Rate:

For the program entitled Billing and Coding Specialist Diploma, I have been informed that the current retention rate is Not Applicable.

Placement Rate:

For the program entitled Billing and Coding Specialist Diploma, I have been informed that for the students who graduated, the job placement rate is Not Applicable.


Printed Name Date

Admissions Representative Signature Date

Student Signature Date

We Change Lives...One Person At A Time.

DC/BV/SIPBCSD/101511



STATISTICS IN PERSPECTIVE

A DISCLOSURE STATEMENT REGARDING TUITION, RETENTION AND PLACEMENT RATES

3309 Collins Lane, Louisville, Kentucky 40245

Billing & Coding Specialist Associate Degree	96	2 Years		
Program Name	Credit Hours	Length of Program		
\$31,200	\$4,577	\$2,335	\$38,112	
Tuition Charges	+	Estimated Book Charges	+	Fee Charges = Total Charges for Program

The statements below meet all disclosure requirements for the reporting year ending June 30, 2011.

Retention Rate:

For the program entitled Billing & Coding Specialist Associate Degree, I have been informed that the current retention rate is 54.3%.

Placement Rate:

For the program entitled Billing & Coding Specialist Associate Degree, I have been informed that for the students who graduated, the job placement rate is 100%.


Student Signature Date

Admissions Representative Signature Date

Printed Name Date

We Change Lives...One Person At A Time.

DC/LVE/SIPBCSAS/101511



STATISTICS IN PERSPECTIVE

A DISCLOSURE STATEMENT REGARDING TUITION, RETENTION AND PLACEMENT RATES

3309 Collins Lane, Louisville, Kentucky 40245

Billing & Coding Specialist Diploma	72	1 Year 6 Months				
Program Name	Credit Hours	Length of Program				
\$23,400	\$3,830	\$1,855	\$29,085			
Tuition Charges	+	Estimated Book Charges	+	Fee Charges	=	Total Charges for Program

The statements below meet all disclosure requirements for the reporting year ending June 30, 2011.

Retention Rate:

For the program entitled Billing & Coding Specialist Diploma, I have been informed that the current retention rate is 73.3%.

Placement Rate:

For the program entitled Billing & Coding Specialist Diploma, I have been informed that for the students who graduated, the job placement rate is 100%.


Student Signature Date

Admissions Representative Signature Date

Printed Name Date

We Change Lives...One Person At A Time.

DC/LVE/SIPBCSD/101511



STATISTICS IN PERSPECTIVE

A DISCLOSURE STATEMENT REGARDING TUITION, RETENTION AND PLACEMENT RATES

3361 Buckland Square, Owensboro, Kentucky 42301
(2)

Billing & Coding Specialist Associate Degree	96	2 Years				
Program Name	Credit Hours	Length of Program				
\$31,200	\$4,577	\$2,335	\$38,112			
Tuition Charges	+	Estimated Book Charges	+	Fee Charges	=	Total Charges for Program

The statements below meet all disclosure requirements for the reporting year ending June 30, 2011.

Retention Rate:

For the program entitled Billing & Coding Specialist Associate Degree, I have been informed that the current retention rate is 72.5%.

Placement Rate:

For the program entitled Billing & Coding Specialist Associate Degree, I have been informed that for the students who graduated, the job placement rate is 72.7%.

Student Signature

Date

Admissions Representative Signature


Date

Printed Name

Date

We Change Lives...One Person At A Time.

DC/OB/SIPBCSAS/101511



STATISTICS IN PERSPECTIVE

A DISCLOSURE STATEMENT REGARDING TUITION, RETENTION AND PLACEMENT RATES

3361 Buckland Square, Owensboro, Kentucky 42301

Billing & Coding Specialist Diploma	72	1 Year 6 Months				
Program Name	Credit Hours	Length of Program				
\$23,400	\$3,830	\$1,855	\$29,085			
Tuition Charges	+	Estimated Book Charges	+	Fee Charges	=	Total Charges for Program

The statements below meet all disclosure requirements for the reporting year ending June 30, 2011.

Retention Rate:

For the program entitled Billing & Coding Specialist Diploma, I have been informed that the current retention rate is 64.3%.

Placement Rate:

For the program entitled Billing & Coding Specialist Diploma, I have been informed that for the students who graduated, the job placement rate is 50%.


Student Signature Date

Admissions Representative Signature Date

Printed Name Date

We Change Lives...One Person At A Time.

DC/OB/SIPBCSD/101511



STATISTICS IN PERSPECTIVE

A DISCLOSURE STATEMENT REGARDING TUITION, RETENTION AND PLACEMENT RATES

3309 Collins Lane, Louisville, Kentucky 40245

Billing & Coding Specialist Associate Degree	96	2 Years		
Program Name	Credit Hours	Length of Program		
\$31,200	\$4,577	\$2,335	\$38,112	
Tuition Charges	+	Estimated Book Charges	+	Fee Charges = Total Charges for Program

The statements below meet all disclosure requirements for the reporting year ending June 30, 2011.

Retention Rate:

For the program entitled Billing & Coding Specialist Associate Degree, I have been informed that the current retention rate is 67%.

Placement Rate:

For the program entitled Billing & Coding Specialist Associate Degree, I have been informed that for the students who graduated, the job placement rate is 50%.


Student Signature Date

Admissions Representative Signature Date

Printed Name Date

We Change Lives...One Person At A Time.

DC/OL/SIPBCSAS/101511



STATISTICS IN PERSPECTIVE

A DISCLOSURE STATEMENT REGARDING TUITION, RETENTION AND PLACEMENT RATES

3309 Collins Lane, Louisville, Kentucky 40245

(

Billing & Coding Specialist Diploma	72	1 Year 6 Months	
Program Name	Credit Hours	Length of Program	
\$23,400	\$3,830	\$1,855	\$29,085
Tuition Charges	+	Estimated Book Charges	+
		Fee Charges	= Total Charges for Program

The statements below meet all disclosure requirements for the reporting year ending June 30, 2011.

Retention Rate:

For the program entitled Billing & Coding Specialist Diploma, I have been informed that the current retention rate is 40.7%.

Placement Rate:

For the program entitled Billing & Coding Specialist Diploma, I have been informed that for the students who graduated, the job placement rate is 100%.


Student Signature Date

Admissions Representative Signature Date

Printed Name Date

We Change Lives...One Person At A Time.

DC/OL/SIPBCSD/101511



STATISTICS IN PERSPECTIVE

A DISCLOSURE STATEMENT REGARDING TUITION, RETENTION AND PLACEMENT RATES

1138 Old Gallatin Road, Scottsville, Kentucky 42164

Billing & Coding Specialist Associate Degree	96	2 Years		
Program Name	Credit Hours	Length of Program		
\$31,200	\$4,577	\$2,335	\$38,112	
Tuition Charges	+	Estimated Book Charges	+	Fee Charges = Total Charges for Program

The statements below meet all disclosure requirements for the reporting year ending June 30, 2011.

Retention Rate:

For the program entitled Billing & Coding Specialist Associate Degree, I have been informed that the current retention rate is 92.6%.

Placement Rate:

For the program entitled Billing & Coding Specialist Associate Degree, I have been informed that for the students who graduated, the job placement rate is 52.6%.

Student Signature Date

Admissions Representative Signature Date

Printed Name Date

We Change Lives...One Person At A Time.

DC/SV/SIPBCSAS/101511



STATISTICS IN PERSPECTIVE

A DISCLOSURE STATEMENT REGARDING TUITION, RETENTION AND PLACEMENT RATES

415 Golden Bear Court, Murfreesboro, Tennessee 37128

Billing & Coding Specialist Diploma	72	1 Year 6 Months				
Program Name	Credit Hours	Length of Program				
\$23,400	\$3,663	\$1,855	\$28,918			
Tuition Charges	+	Estimate Book Charges	+	Fee Charges	=	Total Charges for Program

The statements below meet all disclosure requirements for the Tennessee Higher Education Commission (THEC) for reporting year ending June 30, 2010.

For the program entitled Billing & Coding Specialist, I have been informed that, for the July 2009/ June 2010, the withdrawal rate is 19.7%, the completion rate is 32.7%, and the in-field placement rate is 54.5%. Detailed statistical data for this program may be viewed by going to <http://state.tn.us/thec> and clicking on the "Authorized Institutions Data" button.

The statements below meet all disclosure requirements for the Accrediting Council for Independent Colleges and Schools (ACICS) for the reporting year ending June 30, 2011.

Retention Rate:

For the program entitled Billing and Coding Specialist Diploma, I have been informed that the current retention rate is 74.5%.

Placement Rate:

For the program entitled Billing and Coding Specialist Diploma, I have been informed that for the students who graduated, the job placement rate is 50%.

Student Signature

Date

Admissions Representative Signature


Date

Printed Name

Date

We Change Lives...One Person At A Time.

DI/MB/SIPBCSD/101511



STATISTICS IN PERSPECTIVE

A DISCLOSURE STATEMENT REGARDING TUITION, RETENTION AND PLACEMENT RATES

340 Plus Park Boulevard, Nashville, Tennessee 37217

Billing and Coding Specialist Certificate	48	1 Year		
Program Name	Credit Hours	Length of Program		
\$15,600	\$2,539	\$1,375	\$19,514	
Tuition Charges	+	Estimate Book Charges	+	Fee Charges = Total Charges for Program

The statements below meet all disclosure requirements for the Tennessee Higher Education Commission (THEC) for reporting year ending June 30, 2010.

For the program entitled Billing & Coding Specialist, I have been informed that, for the July 2009/June 2010 the withdrawal rate is 29.9%, the completion rate is 31.6%, and the in-field placement rate is 8.3%. Detailed statistical data for this program may be viewed by going to <http://state.tn.us/thec> and clicking on the "Authorized Institutions Data" button.

The statements below meet all disclosure requirements for the Accrediting Council for Independent Colleges and Schools (ACICS) for the reporting year ending June 30, 2011.

There have been no graduates in this program; therefore, there is no placement rate to report.

Retention Rate:

For the program entitled Billing and Coding Specialist Certificate, I have been informed that the current retention rate is 30%.

Placement Rate:

For the program entitled Billing and Code Specialist Certificate, I have been informed that for the students who graduated, the job placement rate is Not Applicable.

Student Signature

Date

Admissions Representative Signature


Date

Printed Name

Date

We Change Lives...One Person At A Time.

DI/NV/SIPBCSC/101511



STATISTICS IN PERSPECTIVE

A DISCLOSURE STATEMENT REGARDING TUITION, RETENTION AND PLACEMENT RATES

509 South 30th Street, Paducah, Kentucky 42001

Billing & Coding Specialist Associate Degree	96	2 Years		
Program Name	Credit Hours	Length of Program		
\$31,200	\$4,577	\$2,335	\$38,112	
Tuition Charges	+	Estimated Book Charges	+	Fee Charges = Total Charges for Program

The statements below meet all disclosure requirements for the reporting year ending June 30, 2011.

Retention Rate:

For the program entitled Billing & Coding Specialist Associate Degree, I have been informed that the current retention rate is 69%.

Placement Rate:

For the program entitled Billing & Coding Specialist Associate Degree, I have been informed that for the students who graduated, the job placement rate is 68.2%.

Student Signature

Date

Admissions Representative Signature


Date

Printed Name

Date

We Change Lives...One Person At A Time.

DLP/PD/SIPBCSAS/101511



STATISTICS IN PERSPECTIVE

A DISCLOSURE STATEMENT REGARDING TUITION, RETENTION AND PLACEMENT RATES

1410 Industrial Drive, Chillicothe, OH 45601

Billing & Coding Specialist Associate Degree	96	2 Years	
Program Name	Credit Hours	Length of Program	
\$31,200	\$4,385	\$2,340	\$37,925
Tuition Charges	+	Estimated Book Charges	+ Fee Charges = Total Charges for Program

The statements below meet the disclosure requirements of retention and placement.

Reporting Year	Retention Rate	Placement Rate
July 1, 2010 – June 30, 2011	84.8%	N/A
July 1, 2009 – June 30, 2010	100%	N/A
July 1, 2008 – June 30, 2009	N/A	N/A


Please note that any retention and/or placement rates reported as N/A may be because of an absence of enrollments and/or graduates in the program.

Student Signature Date

Admissions Representative Signature Date

Printed Name Date

We Change Lives...One Person At A Time.



STATISTICS IN PERSPECTIVE

A DISCLOSURE STATEMENT REGARDING TUITION, RETENTION AND PLACEMENT RATES

1410 Industrial Drive, Chillicothe, OH 45601

Billing & Coding Specialist Diploma	72	1 Year 6 Months	
Program Name	Credit Hours	Length of Program	
\$23,400	\$3,663	\$1,860	\$28,923
Tuition Charges	+	Estimated Book Charges	+
		Fee Charges	= Total Charges for Program

The statements below meet the disclosure requirements of retention and placement.

Reporting Year	Retention Rate	Placement Rate
July 1, 2010 – June 30, 2011	N/A	N/A
July 1, 2009 – June 30, 2010	N/A	N/A
July 1, 2008 – June 30, 2009	N/A	N/A


Please note that any retention and/or placement rates reported as N/A may be because of an absence of enrollments and/or graduates in the program.

Student Signature Date

Admissions Representative Signature Date

Printed Name Date

We Change Lives...One Person At A Time.



STATISTICS IN PERSPECTIVE

A DISCLOSURE STATEMENT REGARDING TUITION, RETENTION AND PLACEMENT RATES

980 East Main Street, Jackson, OH 45640

Billing & Coding Specialist Associate Degree	96	2 Years	
Program Name	Credit Hours	Length of Program	
\$31,200	\$4,385	\$2,340	\$37,925
Tuition Charges	+	Estimated Book Charges	+
		Fee Charges	= Total Charges for Program

The statements below meet the disclosure requirements of retention and placement.

Reporting Year	Retention Rate	Placement Rate
July 1, 2010 – June 30, 2011	76.9%	N/A
July 1, 2009 – June 30, 2010	N/A	N/A
July 1, 2008 – June 30, 2009	N/A	N/A


Please note that any retention and/or placement rates reported as N/A may be because of an absence of enrollments and/or graduates in the program.

Student Signature Date

Admissions Representative Signature Date

Printed Name Date

We Change Lives...One Person At A Time.



STATISTICS IN PERSPECTIVE

A DISCLOSURE STATEMENT REGARDING TUITION, RETENTION AND PLACEMENT RATES

980 East Main Street, Jackson, OH 45640

Billing & Coding Specialist Diploma	72	1 Year 6 Months	
Program Name	Credit Hours	Length of Program	
\$23,400	\$3,663	\$1,860	\$28,923
Tuition Charges	+	Estimated Book Charges	+
		Fee Charges	= Total Charges for Program

The statements below meet the disclosure requirements of retention and placement.

Reporting Year	Retention Rate	Placement Rate
July 1, 2010 – June 30, 2011	N/A	N/A
July 1, 2009 – June 30, 2010	N/A	N/A
July 1, 2008 – June 30, 2009	N/A	N/A

Please note that any retention and/or placement rates reported as N/A may be because of an absence of enrollments and/or graduates in the program.

Student Signature Date

Admissions Representative Signature Date

Printed Name Date

We Change Lives...One Person At A Time.